



UK's Largest Manufacturer  
of Concrete Sectional  
Buildings in the UK



Leading Supplier of Buildings  
in the UK for 40 Years



## Hanson Buildings Brochure 2025/26

Garages, Workshops, Sheds, Garden Rooms,  
Domestic & Insulated Steel Buildings

# Welcome to Hanson Buildings

We are proud to introduce you to the most extensive range of buildings in the UK.

Throughout our long established history, Hanson Buildings have built up a reputation synonymous with quality and customer satisfaction.

Operating out of purpose built premises, our policy of continual investment in people and plant and our commitment to using only the highest quality materials has enabled us to develop buildings to the highest standard.

Each of our buildings are manufactured, delivered and installed by our highly qualified installers, therefore ensuring we can maintain our reputation of offering an excellent product as well as providing a complete service to the customer.



## FROM INSPIRATION TO INSTALLATION



Market leading range of concrete garages, sheds, workshops and garden rooms.

[www.hansongarages.co.uk](http://www.hansongarages.co.uk)



Offering the most extensive and flexible range of battery garages in the UK.

[www.hansonbatterygarages.co.uk](http://www.hansonbatterygarages.co.uk)



Concrete garage refurbishment and removals service for domestic and commercial buildings.

[www.hansongaragerefurbs.co.uk](http://www.hansongaragerefurbs.co.uk)



A market leading range of custom built insulated buildings for the domestic market.

[www.hansonsteelbuildings.co.uk](http://www.hansonsteelbuildings.co.uk)



Supplying a range of quality industrial buildings for various industries in the UK.

[www.hansonindustrialsteelbuildings.co.uk](http://www.hansonindustrialsteelbuildings.co.uk)



**Hanson Garages**  
Pages 3-26



**Hanson Battery Garages**  
Pages 26-27



**Hanson Garage Refurbs**  
Pages 28-29



**Hanson Steel Buildings**  
Pages 30-36



**Hanson Industrial Buildings**  
Pages 35

# HANSONS SETS THE STANDARDS



## Why Choose Hanson Buildings

### Quality

Hanson Buildings continual program of improvement ensures that we offer you the highest consistent quality of product and design.

### Service

It's not only machinery that we invest in. Our people are one of the biggest investments we make, and in return we pride ourselves on the best service levels around for our customers.

### Peace Of Mind

Operating for over 40 years, Hanson offer a wealth of experience from management to the shop floor to installation personnel.

We offer a 10 year Structural Guarantee on the full range of buildings assuring you that your decision to purchase a Hanson building is the right one.

### Flexibility and Range

Unlike any other supplier we offer the most diverse product range in the UK, designing and installing bespoke buildings to suit your needs. Our unique flexibility extends to extra height buildings, L-Shaped, tapered and lean-to buildings in a vast range of sizes and finishes, all offered to ensure we can supply the building you want at the best value for money available.

We have a flexible approach to help you meet your requirements for any space, from a small shed, through to a workshop, a garage, large or small, right up to our range of Industrial Buildings. With a wide range of options including garages, workshops, garden rooms - we can design a building to meet your needs.

Enjoy browsing through our latest brochure which we are sure will satisfy your requirements, but, if you don't see what you want, just ask - our flexible manufacturing process means that we may be able to manufacture it for you.



Some images shown are for illustration purposes only and may not be an exact representation of the product. Hanson Buildings reserves the right to change product images and specifications at any time without notice.

# Premium White Finish

We are proud to introduce our best selling range which boasts an unrivalled array of popular options included as standard

## Apex Royale

Our best selling garage with coloured cement fibre roof sheets



## Pent Royale

Flat roof garage with plastisol coated box profile steel roof sheets with a felt underlay




## Duchess/Duke Royale

High quality alternative garage with a Metrotile/slate effect decorative roof



## Monarch Royale

Higher pitched roof with plastisol tile effect coated steel roof sheets with felt underlay



Featuring cleverly overlapped and bolted joints with a mastic seal that forms outstanding weatherproofing



The White UPVC finish is our best selling range. It is a high specification model which contain the most popular options as standard. This model offers huge cost savings and unrivalled value for money.

Available in single and double garages and with the option of Extra Height if required.

This range of garages contain all of the following features as standard:

- Brick front posts in 6 design colours
- Choose from 5 main door styles at no extra cost (See all door options on pages 38-39)
- Maintenance Free white UPVC Fascias
- White UPVC double glazed 4'0" (1.22m) wide Fixed Window
- White High security steel personnel Door with multi point locking system (vertical design)

- White UPVC Guttering and down pipes (also available in black or brown)
- Internal cement fillet
- Foam filler to the eaves

### Roofs

(For colour options see page 36-37)

#### Apex Royale

Coloured cement fibre roof sheets with matching ridge

#### Pent Royale


Plastisol coated box profile steel sheets with anti-condensation felt underlay

#### Duchess/Duke Royale

Rearward sloping steel plastisol coated roof sheets with anti-condensation felt underlay. Duchess has a forward sloping\* Granular Steel Metrotile decorative roof in 5 colours (\*Duke includes a slate effect roof)

#### Monarch Royale

Tile effect plastisol coated steel roof sheets with anti-condensation felt underlay available in 4 colours



Red Wirecut



Golden Russet



Rustic Brown



Cedar Buff



Graphite Rustic



Stone Grey

# Premium Anthracite Finish

Ultra modern premium garage with an anthracite finish creating a unique look and a highly attractive finish

## Apex Graphite

Apex anthracite garage with blue/black cement fibre roof sheets (Other Colours available)



## Pent Graphite

Flat roof garage with plastisol coated box profile steel roof sheets with a felt underlay



## Duchess/Duke Graphite

High quality alternative garage with a Metrotile/slate effect decorative roof



## Monarch Graphite

Higher pitched roof with plastisol tile effect coated steel roof sheets with felt underlay



The "Graphite" is an ultra modern design of garage creating a unique look and a highly attractive finish. With its distinctive look and design this garage is the most unique on the market.

Available in single and double garages and with the option of Extra Height if required.

All Graphite garages contain the following features as standard:

- Anthracite Maintenance Free UPVC Fascias
- Hormann\* Black Vertical Up and Over door with 4 point locking security bars\*
- Black High security steel personnel Door with multi point locking system
- Brick front posts in 6 design colours
- Anthracite design 4ft UPVC double glazed 4'0" (1.22m) wide Fixed Window

- Black UPVC Guttering and down pipes
- Internal cement fillet
- Foam filler to the eaves

### Roofs

(For colour options see page 36-37)

#### Apex Graphite

Blue/Black cement fibre roof sheets with matching ridge

#### Pent Graphite


Plastisol coated box profile steel sheets with anti-condensation felt underlay

#### Duchess/Duke Graphite

Rearward sloping steel plastisol coated roof sheets with anti-condensation felt underlay. Duchess has a forward sloping\* Granular Steel Metrotile decorative roof in 5 colours (\*Duke includes a slate effect roof)

#### Monarch Graphite

Tile effect plastisol coated steel roof sheets with anti-condensation felt underlay available in 4 colours



Graphite Rustic




Golden Russet



Rustic Brown



Cedar Buff



Rustic Red



Stone Grey

\*Alternative door manufacturer for 9'0" width or above, locking bars available on doors 9'0" or below

# Premium Stone Finish

Introducing the latest garage design that will have your neighbours green with envy and your friends lining up to see it

## Apex Earl

Apex stone garage with blue/black cement fibre roof sheets (Other colours available)



## Pent Earl

Flat roof garage with plastisol coated box profile steel roof sheets with a felt underlay




## Duchess/Duke Earl

High quality alternative garage with a Metrotile/slate effect decorative roof



## Monarch Earl

Higher pitched roof with plastisol tile effect coated steel roof sheets with felt underlay



The "Earl" is the latest design of garage creating a unique look and a highly attractive finish. Exclusive to the market this building has distinctive agate grey fascias and stone grey brick fronts.

Available in single and double garages and with the option of Extra Height if required.

All Earl garages contain all of the following features as standard:

- Agate Grey Maintenance Free Fascias
- Agate Grey Vertical Up and Over door with 4 point locking security bars\*
- Agate Grey High Security Steel Personnel Door with multi point locking system
- Brick front posts in 6 design colours
- Agate Grey 4ft UPVC double glazed 4'0" (1.22m) wide Fixed Window

- Black UPVC Guttering and down pipes
- Internal cement fillet
- Foam filler to the eaves

### Roofs

(For colour options see page 36-37)

#### Apex Earl

Blue/Black cement fibre roof sheets with matching ridge

#### Pent Earl

Plastisol coated box profile steel sheets with anti-condensation felt underlay

#### Duchess/Duke Earl

Rearward sloping steel plastisol coated roof sheets with anti-condensation felt underlay. Duchess has a forward sloping\* Granular Steel Metrotile decorative roof in 5 colours (\*Duke includes a slate effect roof)

#### Monarch Earl

Tile effect plastisol coated steel roof sheets with anti-condensation felt underlay available in 4 colours



Stone Grey




Golden Russet




Rustic Brown



Cedar Buff



Rustic Red



Graphite Rustic

# Premium Woodgrain Finish

Offering a perfect balance between stylish good looks, practicality and sheer elegance of design

## Apex Woodthorpe

Apex woodgrain garage with brown cement fibre roof sheets (Other colours available)



## Pent Woodthorpe

Flat roof garage with plastisol coated box profile steel roof sheets with a felt underlay




## Duchess/Duke Woodthorpe

High quality alternative garage with a Metrotile/slate effect decorative roof



## Monarch Woodthorpe

Higher pitched roof with plastisol tile effect coated steel roof sheets with felt underlay



Featuring cleverly overlapped and bolted joints with a mastic seal that forms outstanding weatherproofing



The top of the range Woodthorpe Garage offers all of the features of our best selling Royale Range but finished in a stunning Woodgrain appearance.

Available in single and double garages and with the option of Extra Height if required.

All Woodthorpe garages contain all of the following features as standard:

- Woodgrain Maintenance Free UPVC Fascias
- Hormann Woodgrain Vertical Up and Over door with 4 point locking security bars\*
- Woodgrain UPVC Personnel Door with multi point locking system
- Brick front posts in 6 design colours
- Woodgrain design 4ft UPVC double glazed 4'0" (1.22m) wide Fixed Window

- Brown UPVC Guttering and down pipes
- Internal cement fillet
- Foam filler to the eaves

### Roofs

(For colour options see page 36-37)

#### Apex Woodthorpe

Mocha Brown cement fibre roof sheets with matching ridge

#### Pent Woodthorpe


Plastisol coated box profile steel sheets with anti-condensation felt underlay

#### Duchess/Duke Woodthorpe

Rearward sloping steel plastisol coated roof sheets with anti-condensation felt underlay. Duchess has a forward sloping\* Granular Steel Metrotile decorative roof in 5 colours (\*Duke includes a slate effect roof)

#### Monarch Woodthorpe

Tile effect plastisol coated steel roof sheets with anti-condensation felt underlay available in 4 colours



Rustic Brown



Golden Russett



Cedar Buff



Golden Oak




Rosewood

# Standard Timber Finish

A secure building at an affordable price,  
with pressure treated timber fascias

## Apex Timber

Apex timber garage with grey cement fibre roof sheets



## Pent Timber

Flat roof garage with plastisol coated box profile steel roof sheets with a felt underlay



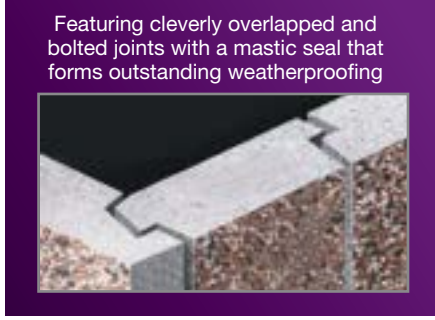
## Apex Timber (Double)

Apex timber garage with grey cement fibre roof sheets



## Pent Timber (Double)

Flat roof garage with plastisol coated box profile steel roof sheets with a felt underlay



With an attractive multi-spar aggregate which gives an external appearance that will blend with virtually any property. The concrete panels on all of our garages feature cleverly overlapped and bolted joints with an internal mastic seal that forms outstanding weatherproofing with excellent security properties.

This building range contains all of the following features as standard:

- Available with an Apex Roof up to 30'3" wide and unlimited length
- Available with a Pent Roof up to 20'3" wide and 30'1" long
- Pressure treated Timber Fascias (Ensuring increased lifespan, reduced maintenance and long term protection from insect rot and weather corrosion)
- Hormann Up and Over door (vertical design, white powder coated)
- 4'0" (1.22m) wide fixed Timber Window

**Optional upgrades available at additional cost:**

- Maintenance free UPVC fascias in a range of colours
- Brick front posts in 6 design colours
- Main door upgrade
- Additional doors and windows
- Roof Upgrades

(Full Range of Optional Extras available are on pages 36-39)

**Roofs**

(For colour options see page 36-37)

**Apex Timber**


Grey cement fibre roof sheets with matching ridge

**Pent Timber**

Plastisol coated box profile steel sheets with anti-condensation felt underlay



Fascias (Available for an upgrade at additional cost)





Fortress  
Garage

# Fortress Garage

Secure and Maintenance Free  
Practical Garage



### Interlocking Concrete Panels



Featuring cleverly overlapped and bolted joints with a mastic seal that forms outstanding weatherproofing and security.

### Highly Secure Roller Shutter Door



All Fortress garages include a highly secure roller shutter door featuring reinforced slats, locking bars, and automated closing systems.

### PVC Maintenance Free Fascias



Maintenance free white UPVC fascias also including guttering and down pipe on your building

### Plastisol Coated Roof Sheets



Includes highly secure plastisol coated roof sheets with anti-condensation lining

The Fortress is a popular upgrade to the standard pent garage. Supplied in a pent roof, sloping from front to rear, with plastisol coated steel roofing, the Fortress is both practical and functional.

To complete this garage, we supply a single skin roller door, guttering and an internal fillet.

#### Key Features:

- UPVC maintenance free fascia's in white
- Highly secure roller shutter door
- Plastisol coated roof sheets with anti-condensation lining
- Guttering and down pipe
- Internal cement fillet
- Robust and maintenance free design
- Additional optional extras available such as personnel door or a window

(Full Range of Optional Extras available are on pages 36-39)





Lean-To-  
Garages

# Lean-To-Garages

Unique storage solution  
for your home



Available on the full range of garage style roofs, our lean-to's can be attached to either side of the house.

Attractive Multi Spar aggregate with optional brick frontage, gives an external appearance that will blend with virtually any property.

Fitted with a market leading up and over door, pre-framed to give consistent performance over the lifetime of the garage. If an Up and Over door is not required, a personnel door can be chosen such as our popular 3'0" (0.91m) or 4'0" (1.22m) wide Steel doors.

The cement fibre roof drains to one side, utilising profile 5 roof sheets up to 20% thicker than many competitors.

Steel roof sheets with a felt underlay are used on the pent range of lean-to buildings to prevent condensation dripping from the roof.

Single (or double) buildings are available. If you have the space, why not add a garage and workshop to the side of your house.



A full range of options are available to ensure your building will blend in with your house, enhancing the value and improving saleability.


Choose from a range of Brick Fronts (6 options) which can match your existing property.

At extra cost, we can also supply the brick or plank effect cladding to the walls to complete the building.

\*Please note that flashings between the house and garage are not included.



Fascias (Available in Apex or Pent)



Available on all roof types




Clad  
Finish

# Clad Garages


Contemporary, innovative and  
durable



## Choice of Clad Finishes



### Brick Clad Finishes




### Stone Clad Finishes




### Standard Plank Clad Finishes




### Quattro Plank Clad Finishes\*



### Shadow Plank Clad Finishes



### Premium Timber Clad Finishes



\* Can be supplied in horizontal or vertical clad



Our range of cladding finishes can help create a design and finish to your building to compliment your property.

This range is not only durable but is also maintenance free so it will look good for years to come.

Designed as an exterior cladding finish over the concrete panels, you can now have your concrete building replicating the look of a brick, stone or plank building at a fraction of the price whilst maintaining a long lasting, exceptional looking building.

See below for the full list of benefits.

- Contemporary or traditional appearance
- Continuous clad finish reproducing a brick, stone or clad effect finish
- Utilise cladding effect to match your location or environment
- 16 Plank Effect finishes
- 2 Brick Colours available
- 4 Stone Colours available
- Hybrid available - Possible to clad just 1, 2 or 3 sides of the building
- Available on the full range of Hanson garages or sheds
- High Quality Engineered Cladding Product
- Cost effective compared to traditionally laid brick in terms of time and money
- Durable Design
- Maintenance Free





Sheds &  
Workshops

# Sheds & Workshops

The most secure concrete sheds  
and workshops on the market

All sheds are available as an Apex or Pent roof in wide range of finishes:



White PVC Finish (Upgrade)



Anthracite PVC Finish (Upgrade)



Agate Grey PVC Finish (Upgrade)



Golden Oak PVC Finish (Upgrade)



Rosewood PVC Finish (Upgrade)



Timber Fascias (Standard)

If security is of paramount importance, a Hanson concrete building is the perfect choice. Available in a Pent or Apex roof style, our concrete sheds can be supplied in a length, width and height to suit your needs.

Our buildings are supplied as standard with a top of the range heavy duty steel door, with multi-point secure locking system. After all, why would you upgrade for a secure concrete building and have a timber door fitted?

You can choose from the standard pressure treated timber fascias option, or upgrade to one of the premium buildings, choosing from White, Anthracite, Woodgrain or the Agate Grey PVC options.

Premium package sheds are supplied with the following options included:

- UPVC Fascias
- 4'0" wide PVC Window
- Coloured steel personnel door
- Coloured cement fibre roof sheets (apex only)
- PVC guttering
- Concrete fillet





Garden  
Rooms

## Garden Rooms

Choose from the most diverse  
range of Garden Rooms on  
the market



Due to its diverse range of options, the Hanson Garden Room has become a very popular choice for customers.

Suitable for uses including home office, gyms, bars, beauty rooms, studios, music rooms, man/woman caves and much more.

Choose from a wide range of options to personalise your room to fit the ideal specification and budget. Extra height buildings are also available as an option.

Popular options include:

- Maintenance free UPVC fascias in a range of colours
- French Doors
- Full/Half glazed UPVC doors
- Full height windows
- Coloured steel personnel door
- UPVC guttering

(Full Range of Optional Extras available are on pages 36-39)

### Find the perfect building for me; 5 easy steps:

1. Select roof required, Pent or Apex
2. Measure up and agree size- Length (depth) and Width (frontage)
3. Choose your Door and Window options
4. Decide colours of Doors, Windows and Fascias
5. Confirm wall finish. Spa chippings as standard but can upgrade to Brick, Plank, Stone effect cladding on one or more elevations





**BESPOKE DESIGN – CHOOSE THE BUILDING**





## SPECIFICATION AND LAYOUT TO SUIT YOUR NEEDS



# Newbury

We are delighted to offer the Newbury Garden room, the flagship in our range.

This has the following options included in each building as standard:

- 355mm roof canopy
- Extra Height 2.13m eaves
- 40mm composite panel insulation in the roof
- Timber plank cladding to the front elevation (side elevations can be clad at extra cost)
- Anthracite French doors and 2 full height windows as standard
- Lining clips to help internal fitting out
- Guttering to the rear
- Anthracite fascias, doors and windows





Battery  
Garages

# Battery Garages

The most extensive and flexible  
range of garages in the UK




BaseLine with external guttering



BaseLine with brick fronts



Timber clad battery garages



SecureLine garages

Hanson Buildings are proud to introduce you to the most extensive and flexible range of Battery Garages in the country.

With over 30 years experience of dealing with Housing Associations, Councils and Local Authorities. Hanson Buildings can provide the full project management of any sized contract, offering you complete peace of mind and reassurance that your decision to purchase a Hanson Battery is the right one.

Our range:

- SecureLine, StepLine, BaseLine, Timberline, HeightLine and Bespoke battery garages

We can offer the following:

- Forward sloping with integral guttering
- Forward or Rearward sloping roofs
- Anthracite UPVC fascias
- Integral, hidden or standard external guttering and fallpipes
- Maintenance Free garage designs
- Unlimited length and width
- High security options


- Extra drive through widths on up and over doors
- Anti-condensation options for the roof
- 10 year Structural Guarantee
- Nationwide Installation service



SecureLine garages



Stepped SecureLine garages



Stepped SecureLine garages

Before



After

Garage  
Refurbs



## Garage Refurbishments

Your one stop shop for garage  
roofs replacements, fascias, doors,  
windows and garage removals

**Before**



**After**



**Before**



**After**



Bring your building back to life.....

Hanson Buildings offer a garage refurbishment service from simply replacing a roof, fascias, doors or windows to a complete makeover.

We refurbish your existing concrete garage using quality products which are fitted by our highly qualified team of installers.

If you have a concrete garage that is either damaged, worn, rotten or looking tired, a revamp or refurbishment could provide the perfect solution to enhance your building.

We can provide highly attractive, durable and maintenance free options for your garage.

Our range of services include garage refurbishments, garage removals and replacements.

We can provide:

- A wide range of roof replacement options including cement fibre, plastisol box profile and tile effect.

- Garage door and window replacement and upgrade service
- An extensive range of maintenance free UPVC fascias that will enhance the appearance and durability of your concrete garage
- A dismantle and removal service for your damaged or old garage, whether it's a single, double or a larger garage our team can help
- A fully licensed asbestos removal service ensuring all products are handled and disposed of safely and legally
- We offer site surveys to assess your buildings needs



**Old damaged roof being replaced**



**Dismantle of a brick built garage**



**Disposal of an asbestos roof**



Pre-formed holes on every Building



All of our steel frames have three holes pre-formed to allow easy fitting of cables and any other services required,

Insulated  
Steel  
Garage




# Insulated Steel Garages

Robust, durable and warm



# DESIGN THE PERFECT LAYOUT TO SUIT YOUR REQUIREMENTS.


## Brick Clad Finishes



Rustic Red

Sand

## Stone Clad Finishes



Country Beige

Slate Grey

Light Grey Sandstone

Cream Sandstone

## Standard Plank Clad Finishes



White

Cream

Sand

Light Grey


Camel

Anthracite

Quartz Grey

Blue Grey

## Quattro Plank Clad Finishes




Turner Oak Malt

Artisan Oak

Sheffield Oak Alpine

Kitami Oak

## Shadow Plank Clad Finishes




Sheffield Oak Alpine

Turner Oak Malt

Sheffield Oak Concrete

Kitami Oak

## Premium Timber Clad Finishes



Woodland Oak

Sheffield Oak

African Paduak

Grey Cedar

Our newest innovation is a range of insulated steel framed range of garages.

The unique design offers a cold rolled 75mm thick steel framed garage, finished externally in a brick or plank finish and internally in a smooth plain white steel sheet.

The external finish can be supplied in a choice of colours to suit the surrounding properties and make to supply door, window and fascias to suit.

The walls and roof will be supplied in a 40mm insulation to ensure that the building will be fit for purpose whatever the usage.

### Features and Benefits

Each building is supplied with the following as standard:

- 40mm insulated walls
- Brick or plank effect finish externally
- Choice of door, window (optional) and fascia colours
- 40mm insulated composite panel plastisol coated steel roof sheets

- Various door options
- 4'0" (1.22m) wide fixed PVC window
- Guttering and downpipes
- Choice of Pent or Apex roofs
- The overall internal size of the building is the external size minus 363mm (14 1/4")
- Other options available



### Concrete Bases

The building requires a concrete base as a foundation.

The base should be a minimum of 100mm (4") thick.

The size of the concrete base should be 75mm (3") smaller than the external size of the building.

If you have an existing concrete base and it is larger than the building size we can still fit but we cannot guarantee against water ingress at base level.



Pre-formed holes on every Building



All of our steel frames have three holes pre-formed to allow easy fitting of cables and any other services required,

Insulated  
Steel  
Garden  
Rooms

# Insulated Steel Garden Rooms


Robust, durable and warm





# DESIGN THE PERFECT LAYOUT TO SUIT YOUR REQUIREMENTS.

## Brick Clad Finishes



Rustic Red

Sand

## Stone Clad Finishes



Country Beige

Slate Grey

Light Grey Sandstone

Cream Sandstone

## Standard Plank Clad Finishes



White

Cream

Sand

Light Grey


Camel

Anthracite

Quartz Grey

Blue Grey

## Quattro Plank Clad Finishes




Turner Oak Malt

Artisan Oak

Sheffield Oak Alpine

Kitami Oak

## Shadow Plank Clad Finishes




Sheffield Oak Alpine

Turner Oak Malt

Sheffield Oak Concrete

Kitami Oak

## Premium Timber Clad Finishes



Woodland Oak

Sheffield Oak

African Paduak

Grey Cedar

If you require your new garden building to be insulated, our unique steel sectional framed building will be the perfect option.

Available in a choice of roof types, external finishes and door and window options, your new room will be delivered and erected by our in-house fitting teams within the day.

The walls and roof will be supplied in a 40mm insulation to ensure that the building will be fit for purpose whatever the usage.

- Two 2'0" (0.60m) wide full height PVC Windows
- Guttering and downpipes
- Choice of Pent or Apex roofs
- The overall internal size of the building is the external size minus 363mm (14 1/4")
- Other options available



## Features and Benefits

Each building is supplied with the following as standard:

- 40mm insulated walls
- Brick or plank effect finish externally
- Choice of door, window and fascia colours
- 40mm insulated composite panel plastisol coated steel roof sheets
- 4'0" (1.22m) wide fully glazed french doors

## Concrete Bases

The building requires a concrete base as a foundation.

The base should be a minimum of 100mm (4") thick.

The size of the concrete base should be 75mm (3") smaller than the external size of the building.

If you have an existing concrete base and it is larger than the building size we can still fit but we cannot guarantee against water ingress at base level.



Custom  
Steel  
Buildings

# Custom Steel Buildings

Unique, innovative and fully insulated,  
high security steel buildings

# Custom Steel Buildings

Hanson Buildings are proud to introduce our range of steel buildings, probably the most extensive selection of insulated, PVC coated, galvanised steel buildings in the UK.

With a 30 year pedigree, our steel range offers you excellent value for money, elegant design, truly bespoke and maintenance free building solution for any application.

Whether you choose from our Bronze, Silver or Gold range of insulation, you're guaranteed high quality at very affordable price.

Our steel buildings are manufactured using high quality galvanised steel frames in a range of colours plus two wood effect finishes all backed by our 10 year structural guarantee, you'll be surprised at how they compare to other building solutions.

Our steel buildings meet all the current building regulations and with a short lead time and fast installation, we offer low cost, secure parking, storage or workshop space in a design to suit your needs.

**Bronze Level Insulation**  
Single skin walls, 25mm insulated roof, Galvanised steel frame, 10 year Guarantee, Maintenance free

**Silver Level Insulation**  
25mm thick insulated walls and roof, Galvanised steel frame, 10 year Guarantee, Maintenance free

**Gold Level Insulation**  
40-100 mm thick insulated walls and roof, Galvanised steel frame, 10 year Guarantee Maintenance free

Cladding and roofs are available in all British Standard Colours.

Wood effect upgrades are also available in Mahogany or Golden Oak finish.



[www.hansonsteelbuildings.co.uk](http://www.hansonsteelbuildings.co.uk)



## Industrial Steel Buildings

Hanson Industrial Buildings have unlimited applications across all market sectors. We offer solutions for bulk storage, valeting bays, workshops, machinery storage and much more.

Your building can be customised to suit your requirements and be efficiently designed and manufactured to ensure installation as quickly and easily as possible. Hanson Industrial Buildings come with a wide range of optional extras.

With extensive experience, working closely with a multitude of clients including industrial trade, government agencies and private customers across the UK.

Hanson Industrial Buildings can provide:

- Roller Doors with electric operators
- Choice of Single Skin or Fully Insulated panels ranging from

40mm-100mm insulation

- Personnel Doors - Fire Rated Emergency doors or Ten Point Locking Security Doors
- Polycarbonate Skylights
- Internal partition walls
- Open bays
- Extended eaves
- Full range of colours
- High security options
- 10 year structural guarantee
- Professional Building Assembly
- Commercial applications
- Full project management service
- Concrete Foundations



[www.hansonindustrialsteelbuildings.co.uk](http://www.hansonindustrialsteelbuildings.co.uk)


# Roof Options

## Cement Fibre (Apex Only)

Our cement fibre roof sheets are weatherproof and durable. They have excellent thermal and acoustic insulation.



### Colours Available




## Tile Effect (Apex Only)

Tile effect steel roof sheets are stepped steel sheets designed to give the overall look and feel of a tiled roof. Also available as insulated with 25mm.



### Colours Available



## Metro Tile (Apex/Duchess)

A stone-coated and satin-finish metal roof system incorporating a corrosion-protective steel, which gives the tiles a significantly longer service life than typical galvanised metal tiles.



### Colours Available



## Tapco Slate (Apex/Duke)

This slate effect tile is designed to replicate an authentic slate finish. This product will not crack, break or delaminate and perform for many years to come.




### Colours Available



## Box Profile

Our plastisol coated box profile roof sheets provide a robust profile with a modern look. These roofing sheets are available in a range of different colours and come with a felt underlay.



Included as Standard

## Insulated Box Profile

Our insulated box profile roof sheets come with 40mm insulation and are available in a range of different colours.



Upgrade Only

## Cement Fibre (Apex Only)



## Tile Effect (Apex Only)



## Metro Tile (Apex/Duchess)



## Tapco Slate (Apex/Duke)



## Box Profile



## Insulated Box Profile



# Optional Extras

## Brick Fronts

Hanson Garages have developed a system to manufacture a concrete panel faced with Brick Fronts.

This unique method perfectly reproduces the effect of traditionally laid bricks.

Choose from the range of colours to perfectly match your garage to your home.



## Main Doors

Hanson Buildings are committed to using only the highest quality products within our buildings.

This is why we have chosen Hormann, Europe's No1 manufacturer of up and over doors. The range of Hormann doors offer superior design, engineering excellence and outstanding security. Every Hormann up and over door produced is the result of more than 50 years experience.

They are fitted, as standard, fully retractable with a steel fixing frame for extra rigidity. The doors are galvanized steel, high quality powder coated in white to provide a maintenance free finish. Doors are available in various BS RAL colours upon request.


**Main doors colours are specified on each product page, other colours available on request.**



\*Up and over retractable doors

## Personnel Doors

Available in the following options. All doors can be hinged left or right and are opening out as standard.



Inward Opening available



## Windows

UPVC windows are all double glazed. Timber windows are pressure treated and are single glazed.

### UPVC Windows


#### UPVC Colours Available



2'0" UPVC  
Fixed or opening



4'0" UPVC  
Fixed or opening



2'0" Full Height Fixed  
UPVC Window




Timber Window (4'0" Fixed)



## Fascias

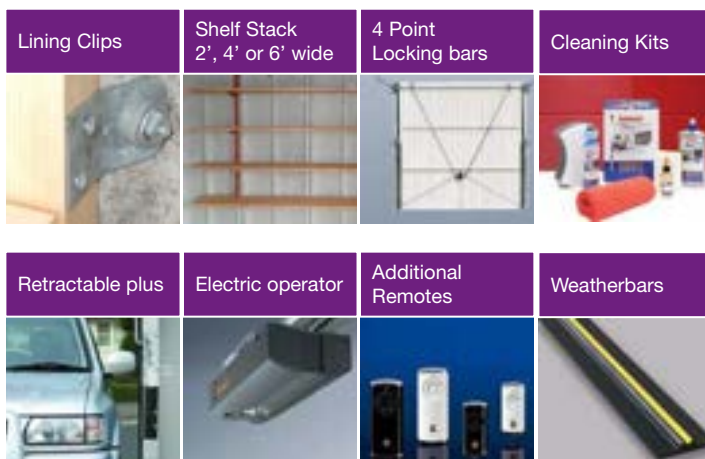
The fascias on all buildings are available in Timber or UPVC (White, Golden Oak, Rosewood, Anthracite or Agate Grey).

Choose from the options below to create your ideal garage.



## Miscellaneous

Visit [www.hansongaragespares.co.uk](http://www.hansongaragespares.co.uk) to purchase online.



## Guttering & Foam Filler

Guttering available in Black, Brown and White.  
Foam filler fitted as standard on all buildings.



Many other options are available,  
visit our website for full details  
[www.hansongarages.co.uk](http://www.hansongarages.co.uk)

Some images shown are for illustration purposes only and may not be an exact representation of the product. Hanson Buildings reserves the right to change product images and specifications at any time without notice.



Hanson Buildings Limited  
Warren Road  
Green Lane Industrial Park  
Featherstone  
WF7 6EL

Tel: 01977 695 000  
Web: [www.hansonbuildings.co.uk](http://www.hansonbuildings.co.uk)

